

Preparing & Registering for the Annual Meeting (Live Webcast)

TUTORIAL OUTLINE

- Preparing & Registering For The Annual Meeting (Live Webcast)
- Registration
- Creating A Zoom Account
- Your Name and Password
- Downloading The Zoom Client
- Sign-in To Zoom



REGISTER



SIGN IN



VOTE



Preparing & Registering for The Annual Meeting (Live Webcast)

Registration is only required if you are unable to attend the meeting in person and opt to view the live webcast.

In order to view the live webcast of the meeting, you must be recorded as a registered attendee. Shareholders may visit <https://tt.scotiabank.com/> to complete the registration form.

To view the live webcast, you must have a Zoom account. If you do not have a Zoom account, you will be required to create one. Creating one is free. Visit www.zoom.us/signup to create the account.

Please ensure that you complete the registration processes using the email address that you have an existing Zoom account with; or by using the email address that you intend to create the Zoom account with.



REGISTER



SIGN IN



VOTE



Registration

- Shareholders opting to view the live webcast may visit <https://tt.scotiabank.com/> and complete the registration form.
- After completing the form click **Submit**. Shortly after you will receive an email confirming that your information has been received.
- Please check your **Junk/Spam** folder if you did not receive the confirmation email.

Annual Meeting Registration Form

Our Annual Meeting of Shareholders will be held virtually this year with a livestream on the online platform, Zoom. As such, you will need to have a Zoom account if you do not have one already. Don't worry, it's easy, simple and free.

Personal details

| | | |
|------------------------|---|---|
| First Name * | Middle Name | Last Name * |
| <input type="text"/> | <input type="text"/> | <input type="text"/> |
| Email Address * | Mobile Phone * | Home Phone |
| <input type="text"/> | <input type="text" value="(868) 291-1234"/> | <input type="text" value="(868) 291-1234"/> |

Please enter the email address associated with your Zoom account



REGISTER



SIGN IN



VOTE




Creating A Zoom Account

- To create your free Zoom account, visit www.zoom.us/signup where you will be asked to enter your date of birth and email address.
- Enter the required information and click on Sign Up.
- You will then receive an email from **no-reply@zoom.us**. In this email, click **Activate Account**.

Sign Up Free

Your email address

Captcha Code

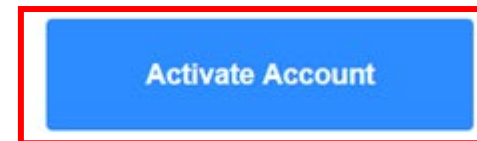
Sign Up

Already have an account? [Sign in.](#)



Welcome to Zoom!

To activate your account please click the button below to verify your email address:



REGISTER



SIGN IN



VOTE



Your Name and Password

- You will then be prompted to enter your first name, last name and password.
- Click **Continue** to complete the sign-up process once you have filled each field.

Welcome to Zoom

Hi, ant***@***com. Your account has been successfully created. Please list your name and create a password to continue.

Eren

Demo

●●●●●●●●●●

●●●●●●●●●●

By signing up, I agree to the [Privacy Policy](#) and [Terms of Service](#).

Continue



REGISTER



SIGN IN



VOTE



Downloading The Zoom Client

- You can download the Zoom Desktop Client by visiting www.zoom.us/download and clicking on **Download**.
- In your Downloads folder, open the installation file to install Zoom.

Zoom Client for Meetings

The web browser client will download automatically when you start or join your first Zoom meeting, and is also available for manual download here.

[Download](#) Version 5.2.3 (45120.0906)



REGISTER



SIGN IN

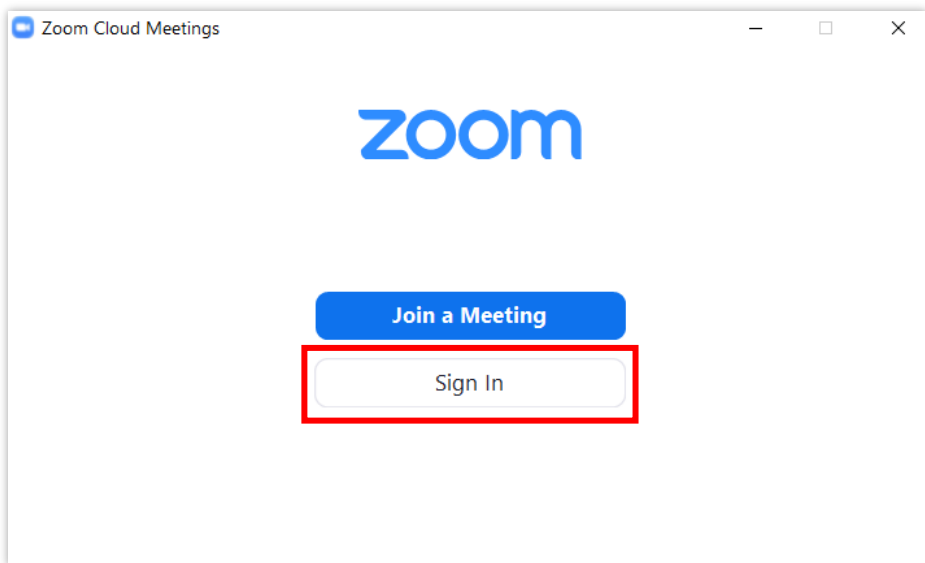


VOTE



Sign-in To Zoom

- To view the meeting, you **must** sign-in to Zoom with the email address with which you registered.
- After installing Zoom, launch the Zoom client to view the sign-in screen. Click on **Sign In** to proceed.
- Enter your credentials in the fields provided and click on **Sign In**.



Sign In

demo@companyabc.com

Password ***** [Forgot?](#)

Keep me signed in

Sign In



REGISTER



SIGN IN



VOTE



Questions?
Click here to 'Get in Touch'

Powered By

